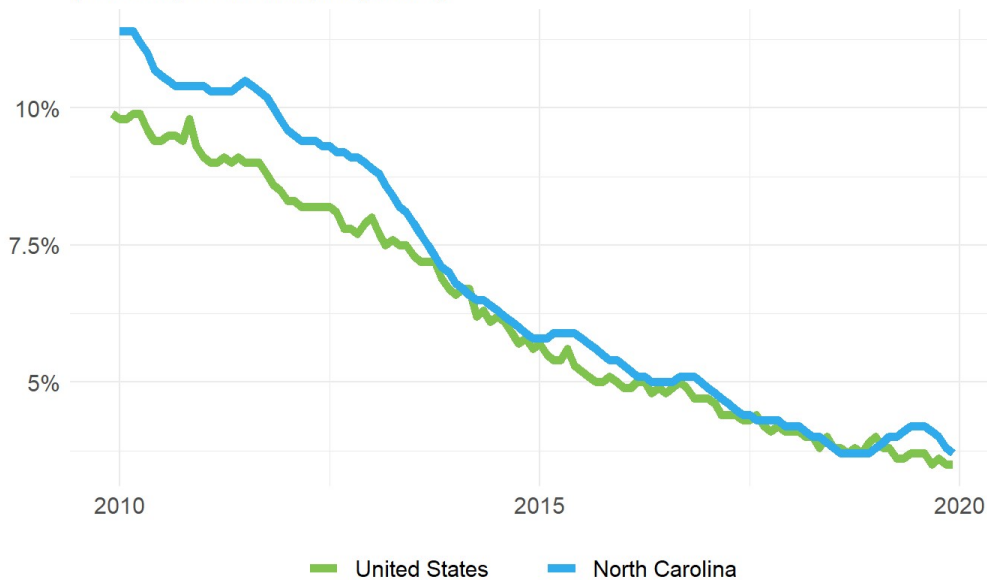


January 24, 2020

Summary

- **North Carolina added 300 net payroll jobs and the unemployment rate fell by 0.1 percentage point to 3.7 percent in December**, according to Bureau of Labor Statistics (BLS) data released at 10:00am on January 24, 2020.
- **Over the past twelve months, North Carolina added 93,900 payroll jobs** and the unemployment rate remained unchanged.
- **In December, North Carolina’s private sector added 1,200 net private payroll jobs** and over the past twelve months it added 90,500 private payroll jobs in the establishment survey.
- In the household survey, the number of **unemployed fell by 6,432 on net in December**, and over the past year employment rose by 137,509.
- North Carolina’s **labor force participation rate remained steady at 61.8 percent** in December . Since last year, the labor force participation rate rose by 0.9 percentage point.
- The national unemployment rate **remained unchanged in December**. State employment and unemployment data for January is scheduled for release March 16, 2020. The national employment situation report for January will be released February 07, 2020.

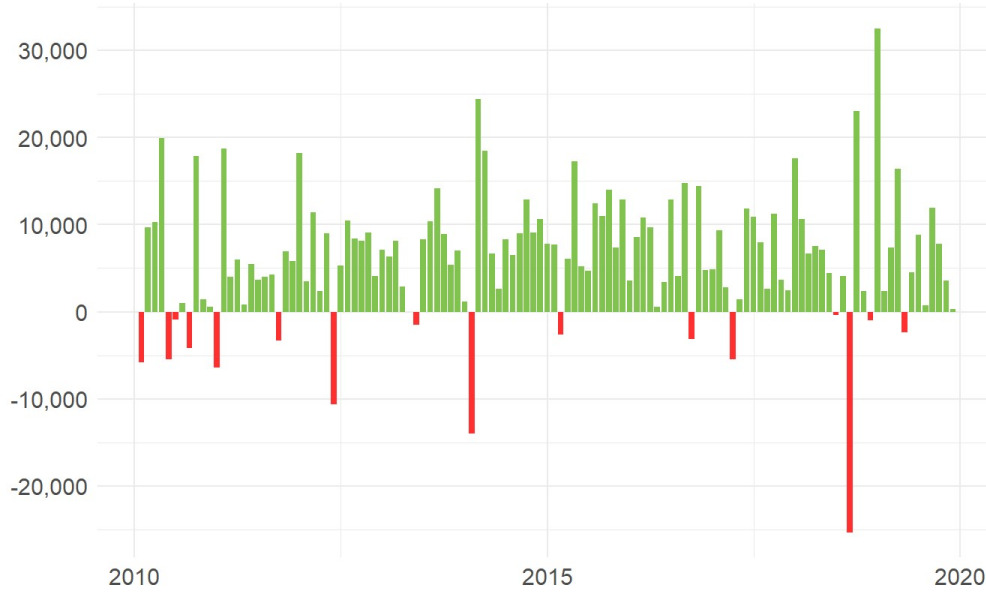
North Carolina and U.S. Unemployment Rates
(Percent, Seasonally Adjusted)



Source: Bureau of Labor Statistics

North Carolina Payroll Employment

North Carolina Nonfarm Payroll Jobs Monthly Change (Seasonally Adjusted)



Source: Bureau of Labor Statistics

North Carolina added 300 net payroll jobs, or 0 percent, on a seasonally adjusted basis during December. In the prior month, North Carolina added 3,600 jobs. Over the past twelve months, North Carolina added 93,900 payroll jobs, or 2.1 percent. North Carolina nonfarm payroll employment had increased in 11 of the past 12 months.

Nationally, nonfarm payrolls rose by 145,000 in December, or rose by 0.1 percent. Over the 12-month period ending with December, nonfarm payrolls rose by 2,108,000 jobs, or 1.4 percent. North Carolina is tied for 8th among the 50 states and the District of Columbia for percentage gain in nonfarm payroll employment over the past 12 months.

During December, North Carolina's private-sector added 1,200 jobs, or approximately 0 percent. The private-sector in North Carolina added 3,500 jobs in the prior month. Over the past twelve months, private-sector payrolls in North Carolina added 90,500, or 2.4 percent. North Carolina private-sector payroll employment has increased in 11 of the past 12 months.

Nationally, private-sector payroll jobs rose by 139,000 jobs in December, or 0.1 percent. Over the past 12 months, the national payroll rose by 1,947,000 jobs in the private sector, or rose by 1.5 percent. North Carolina is tied for 7th among the 50 states and the District of Columbia for a percentage gain in private-sector payroll employment over the past 12 months.

Change in North Carolina Payroll Employment by Sector over Past 12 Months



Source: Bureau of Labor Statistics, seasonally adjusted

The best performing sectors on a seasonally adjusted basis during December were Leisure and Hospitality (5,600) and Financial Activities (1,200). The poorest performing sectors during the month were Trade, Transportation, and Utilities (-1,100) and Professional and Business Services (-6,400).

The best performing sectors during the last twelve months were Leisure and Hospitality (30,200) and Trade, Transportation, and Utilities (18,100). The poorest performing sectors during the last twelve months were Mining and Logging (0) and Manufacturing (-1,900).

North Carolina Labor Force Statistics

Labor Force Participation

The labor force participation rate in North Carolina remained unchanged at 61.8 percent in December. At a labor force participation rate of 61.8 percent, North Carolina ranks 37th in the nation. The labor force participation rate in North Carolina rose by 0.9 percentage point from a year earlier. The labor force participation rate is the percentage of the civilian noninstitutionalized population age 16 and older who are employed or actively looking for work.

The 10-year high for the labor force participation rate in North Carolina was 64.4 percent in March 2010. The series high for the labor force participation rate in North Carolina occurred in December 1989 when the labor force participation rate hit 69 percent. The 10-year low for the labor force participation rate was 60.9 percent, last occurring in December 2018. This also represents the series low for the labor force participation rate in North Carolina.

The national labor force participation rate remained steady at 63.2 percent in December. That rate rose by 0.2 percentage point from a year earlier. The all-time high for the national labor force participation rate was 67.3 percent in April 2000. The 10-year high for the national labor force participation rate was 65.2 percent in April 2010. The recent 10-year low occurred in September

2015 at a level of 62.4 percent. The series low for the national labor force participation rate was 58.1 percent in December 1954.

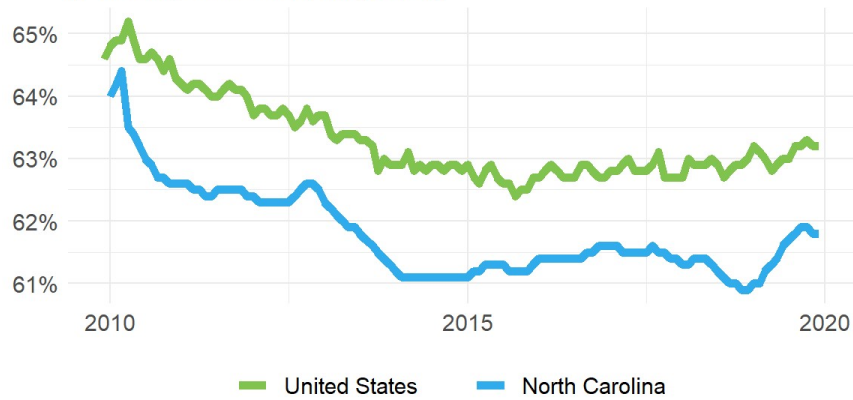
Employment-to-Population Ratio

The employment-to-population ratio, or the percentage of the North Carolina civilian noninstitutionalized population 16 years and older counted as employed, in December rose to 59.5 from 59.4 percent in the prior month. At 59.5 percent, North Carolina is tied for 36th among state employment-to-population ratios in the nation. The employment-to-population ratio in North Carolina rose by 0.9 percentage point from a year earlier.

The 10-year high for the employment-to-population ratio in North Carolina was 59.5 percent in December 2019. The series high for the employment-to-population ratio in North Carolina last occurred in December 1989 when the employment-to-population ratio hit 66.6 percent. The 10-year low for the employment-to-population ratio was 55.9 percent last occurring in July 2011. This also represents the series low for the employment-to-population ratio in North Carolina.

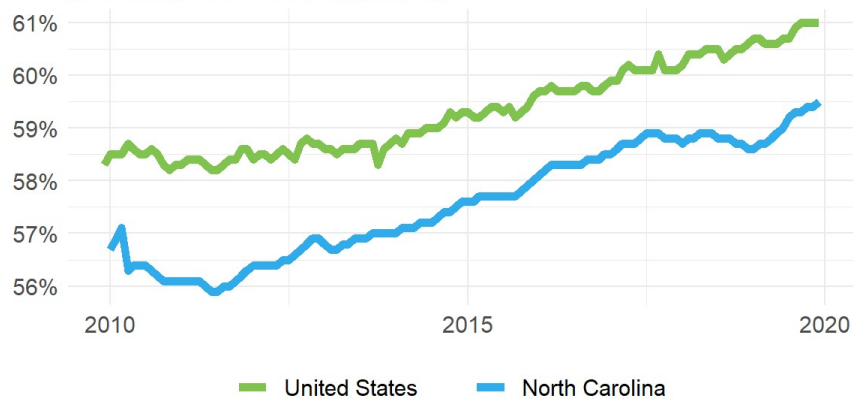
The national employment-to-population ratio remained steady at 61 percent in December. That rate rose by 0.4 percentage point from a year earlier. The all-time high for the national employment-to-population ratio was 64.7 percent in April 2000. The 10-year high for the national employment-to-population ratio was 61 percent in December 2019. The recent 10-year low occurred in July 2011 at a level of 58.2 percent. The series low for the employment-to-population ratio was 54.9 percent in October 1949.

North Carolina and U.S. Labor Force Participation Rates (Percent, Seasonally Adjusted)



Source: Bureau of Labor Statistics

North Carolina and U.S. Employment-to-Population Ratios (Percent, Seasonally Adjusted)



Source: Bureau of Labor Statistics